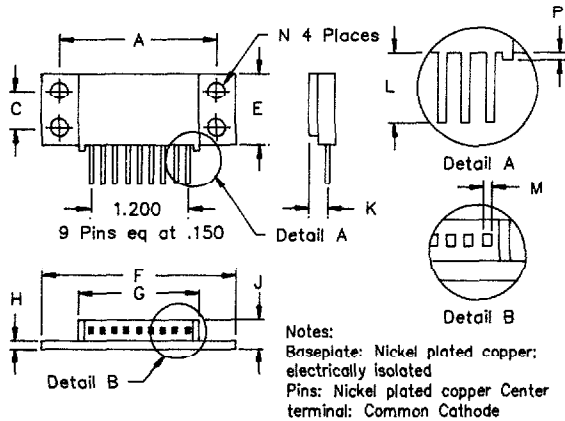


Schottky Powermod FST 60



Dim.	Inches		Millimeter		Notes
	Minimum	Maximum	Minimum	Maximum	
A	1.995	2.005	50.67	50.93	
C	0.495	0.506	12.57	12.83	
E	0.990	1.010	25.15	25.65	
F	2.390	2.410	60.71	61.21	
G	1.490	1.510	37.85	38.35	
H	0.120	0.130	3.05	3.30	
J	---	0.400	---	10.16	
K	0.240	0.260	6.10	6.60	to Lead Cl
L	0.490	0.510	12.45	12.95	
M	.035	.045	0.89	1.14	Square
N	0.175	0.195	4.45	4.95	Dia
P	0.032	0.052	0.81	1.32	

Microsemi Catalog Number	Working Peak Reverse Voltage	Repetitive Peak Reverse Voltage
FST6035*	35V	35V
FST6040*	40V	40V
FST6045*	45V	45V
FST6050*	50V	50V

*Add the Suffix A for Common Anode, D for Doubler

- Schottky Barrier Rectifier
- Guard Ring for Reverse Protection
- VRRM - 35 to 50 Volts
- High Surge Capacity
- Reverse Energy Tested

Electrical Characteristics

Average forward current per pkg	$I_F(AV)$ 120 Amps	$T_C = 135^\circ C$, Square wave, $R_{\theta JC} = 0.6^\circ C/W$
Average forward current per leg	$I_F(AV)$ 60 Amps	$T_C = 135^\circ C$, Square wave, $R_{\theta JC} = 1.0^\circ C/W$
Maximum surge current per leg	I_{FSM} 1200 Amps	8.3 ms, half sine $T_J = 175^\circ C$
Max repetitive peak reverse current per leg	$I_R(OV)$ 2 Amps	$f = 1$ KHz, $25^\circ C$, 1 μ sec Square wave
Max peak forward voltage per leg	V_{FM} .56 Volts	$I_{FM} = 60A$; $T_J = 175^\circ C$ *
Max peak forward voltage per leg	V_{FM} .70 Volts	$I_{FM} = 60A$; $T_J = 25^\circ C$ *
Max peak reverse current per leg	I_{RM} 30 mA	V_{RRM} , $T_J = 125^\circ C$ *
Max peak reverse current per leg	I_{RM} 2 mA	V_{RRM} , $T_J = 25^\circ C$
Typical reverse current per leg	I_{RM} 20 μ A	V_{RRM} , $T_J = 25^\circ C$
Typical junction capacitance	C_J 2300 pF	$VR = 5.0V$, $T_J = 25^\circ C$

*Pulse test: Pulse width 300 μ sec. Duty cycle 2%

Thermal and Mechanical Characteristics

Storage temp range	T_{STG}	$-40^\circ C$ to $175^\circ C$
Operating junction temp range	T_J	$-40^\circ C$ to $175^\circ C$
Maximum thermal resistance per leg	$R_{\theta JC}$	$1.0^\circ C/W$ Junction to case
per package	$R_{\theta JC}$	$0.6^\circ C/W$ Junction to case
Typical thermal resistance per leg	$R_{\theta JC}$	$0.9^\circ C/W$ Junction to case
Typical thermal resistance	$R_{\theta CS}$	$0.1^\circ C/W$ Case to sink
Mounting torque		15 - 20 inch pounds maximum
Weight		2.5 ounces (71 grams) typical

Microsemi Corp.
Colorado

FST 60



Figure 1
Typical Forward Characteristics - Per Leg

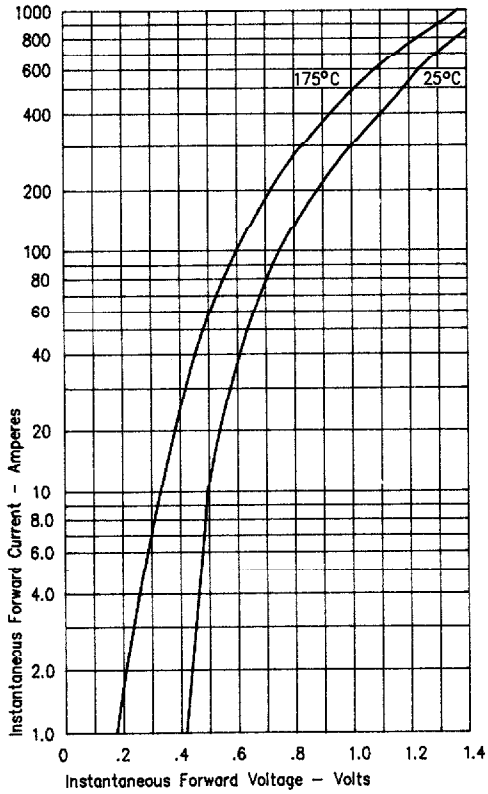


Figure 3
Typical Junction Capacitance - Per Leg

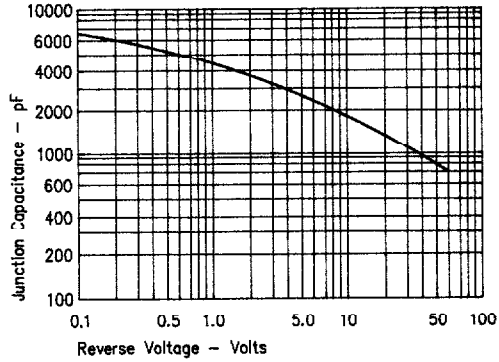


Figure 4
Forward Current Derating - Per Leg

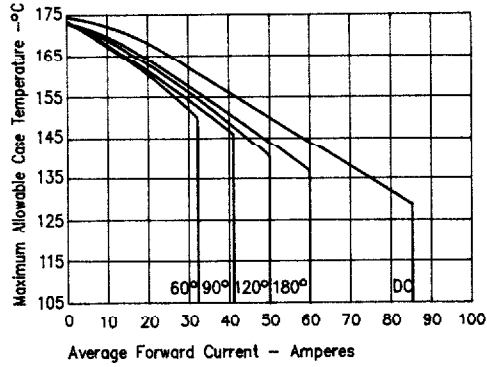


Figure 2
Typical Reverse Characteristics - Per Leg

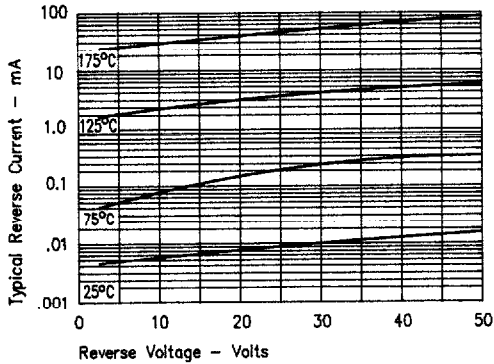


Figure 5
Maximum Forward Power Dissipation - Per Leg

